



CERTIFICATE OF ANALYSIS

CS0302_193091-013_C

Cannabinoids

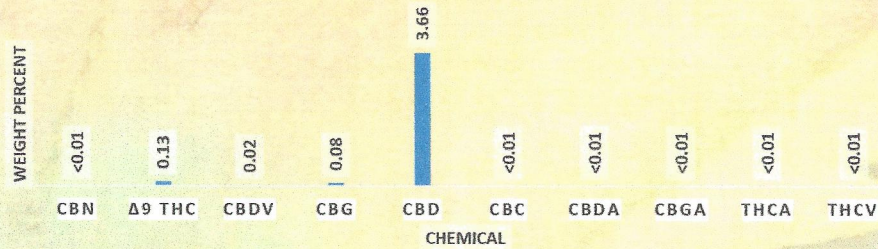
Client Sample ID: Tincture
Sample Description: 1000mgtinc-SP
Receive sample: 13-Sep-19
Initiate analyses: 17-Sep-19

Green Biological
 423 Eugene Ct.
 Greensboro, NC

Analyst: Dave Minser	Signature: 	Date: 20 Sep 19
Reviewed by: Jacob Edwards	Signature: 	Date: 20 Sep 19

Test Type: Total Cannabinoid Profile
Technical Procedure: TP A0033-01

Results: **PASS** This Unit Contains equal to or greater than 1000MG TOTAL CBD: **



Chemical Analyzed	% Weight	Concentration (mg/g)
CBN	<0.01	<0.10
Δ ⁹ THC	0.13	1.28
CBDV	0.02	0.20
CBG	0.08	0.82
CBD	3.66	36.56
CBC	<0.01	<0.10
CBDA	<0.01	<0.10
CBGA	<0.01	<0.10
THCA	<0.01	<0.10
THCV	<0.01	<0.10
total THC *	0.13	1.28
total CBD *	3.66	36.56
total	3.89	38.93
ratio: Total CBD/THC		28.6



* total THC is calculated by Δ⁹ THC + 0.877xTHCA
 * total CBD is calculated by CBD + 0.877xCBDA
 ** This value includes a scientific uncertainty of 5%

Concentration of cannabinoids were determined by HPLC-MS/MS with an Avazyme intra lab validated method utilizing certified reference standards for each chemical analyzed.

Avazyme warrants that this study was performed in accordance with appropriate laboratory research practices and protocols.

Avazyme is not responsible for Sponsor's use of the information or concepts generated as part of the study, and will not be liable for any loss or damage resulting from such use.